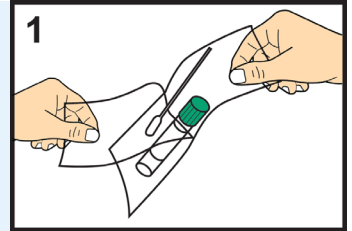


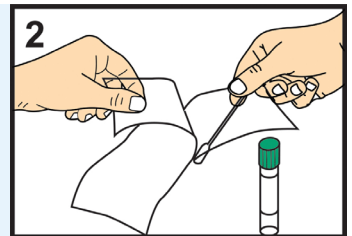
# Fecal Swab Collection and Preservation System

## Donor Procedure

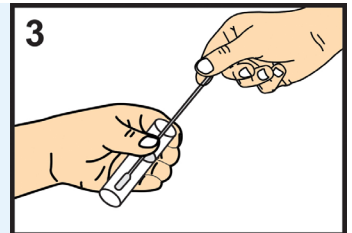
- 1 Peel open the pouch from the side marked with the arrow. Remove the swab and the vial from the pouch. **Do not touch the swab tip.**



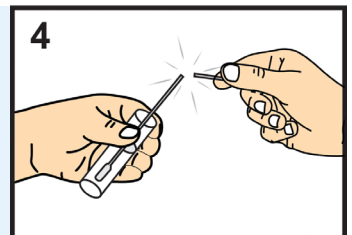
- 2 Collect the specimen from the patient.



- 3 Using the appropriate aseptic technique, remove the vial cap and insert the swab into the vial.



- 4 Break the swab shaft at the score point.



- 5 Replace the vial cap, securing tightly. Record patient information in the space provided on the vial label. Transport the specimen to the laboratory.

